

概述 Description

SAC系列是专为保护敏感电子设备免受雷电和其他瞬变电压事件引起的电压瞬变。

The SAC Series is designed specifically to protect sensitive electronic equipment from voltage transients induced by lightning and other transient voltage events.

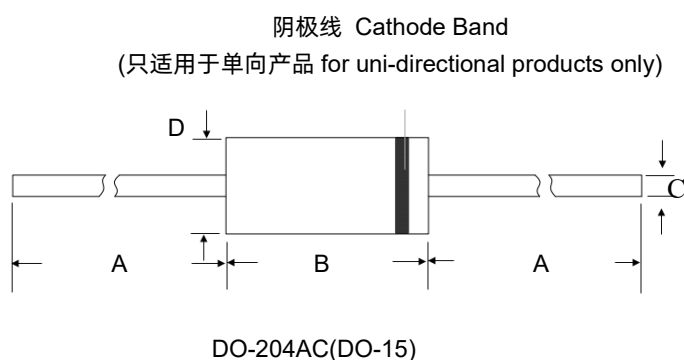
应用 Applications

- | | |
|---------|------------------------------|
| ● 通信设备 | Communication Equipment |
| ● 安防 | Security & Protection |
| ● 工控设备 | Industrial Control Equipment |
| ● 电源 | Power Supply |
| ● 汽车电子 | Automotive Electronics |
| ● 新能源设备 | New Energy |
| ● 防雷保护 | Lightning Protection |

特性 Features

- 重复率0.01% 的10/1000 μ S 波形对应峰值脉冲功率500 W
- DO-15 封装内置玻璃钝化保护
- 快速响应时间：从0 V到击穿电压时间小于1.0 PS
- 典型的故障模式为电压或电流超过额定而导致的短路
- 锡须测试依据JEDEC JESD201A表4a和4c进行
- IEC 61000-4-2 ESD 30 kV(空气), 30 kV(接触)
- 数据线ESD保护符合IEC 61000-4-2
- 低浪涌电阻
- 数据线EFT保护符合IEC 61000-4-4
- 回流焊高温保证:260 °C/30 s
- 密封材料阻燃等级V-0
- 引脚镀雾锡
- 数据线应用的理想选择
- 无卤素, 符合RoHS要求
- 无铅E3: 二级互连引线无铅, 端子镀锡(Sn) (IPC/JEDEC J-STD-609A.01)
- 500 W peak pulse capability at 10/1000 μ S waveform, repetition rate (duty cycles):0.01%
- Glass passivated chip junction in DO-15 Package
- Fast response time: typically less than 1.0 PS from 0 Volts to BV min
- Typical failure mode is short from over-specified voltage or current
- Whisker test is conducted based on JEDEC JESD201A per its table 4a and 4c
- IEC-61000-4-2 ESD 30 kV (Air), 30 kV (Contact)
- ESD protection of data lines in accordance with IEC 61000-4-2
- Low incremental surge resistance
- EFT protection of data lines in accordance with IEC 61000-4-4
- High temperature to reflow soldering guaranteed: 260 °C/30 sec / 0.375", (9.5 mm) lead length, 5 lbs., (2.3 kg) tension
- Plastic package is flammability rated V-0 per Underwriters Laboratories
- Matte tin lead-free plated
- Ideal for data line applications
- Halogen free and RoHS compliant
- Pb-free E3 means 2nd level interconnect is Pb-free and the terminal finish material is tin(Sn) (IPC/JEDEC J-STD-609A.01)

封装尺寸 Package Outline Dimensions (DO-204AC/DO-15)



符号 Symbol	公制(毫米) Millimeters		英制(英寸) Inches	
	Min.	Max.	Min.	Max.
A	25.40	-	1.000	-
B	5.80	7.60	0.230	0.300
C	0.71	0.86	0.028	0.034
D	2.60	3.60	0.104	0.140

额定参数与特性 Maximum Ratings and Characteristics

(除另有注释, 默认 $T_A=25\text{ }^\circ\text{C}$ Ratings at $25\text{ }^\circ\text{C}$ ambient temperature unless otherwise specified.)

参数 Parameter	符号 Symbol	值 Value	单位 Unit
10/1000 μS 脉冲波形下, 峰值脉冲功率 ⁽¹⁾ (图1) Peak Pulse Power Dissipation by 10/1000 μS Test Waveform (Fig.1)(Note 1)	P_{PPM}	500	W
峰值功耗, 无限散热, $T_L=75\text{ }^\circ\text{C}$ Steady State Power Dissipation on Infinite Heat Sink at $T_L=75\text{ }^\circ\text{C}$	P_D	3.0	W
工作和存储温度范围 Operating Junction and Storage Temperature Range	T_J, T_{STG}	-65 to 175	$^\circ\text{C}$
典型热阻(结至引线) Typical Thermal Resistance Junction to Lead	$R_{\theta JL}$	20	$^\circ\text{C/W}$
典型热阻(结至环境) Typical Thermal Resistance Junction to Ambient	$R_{\theta JA}$	75	$^\circ\text{C/W}$

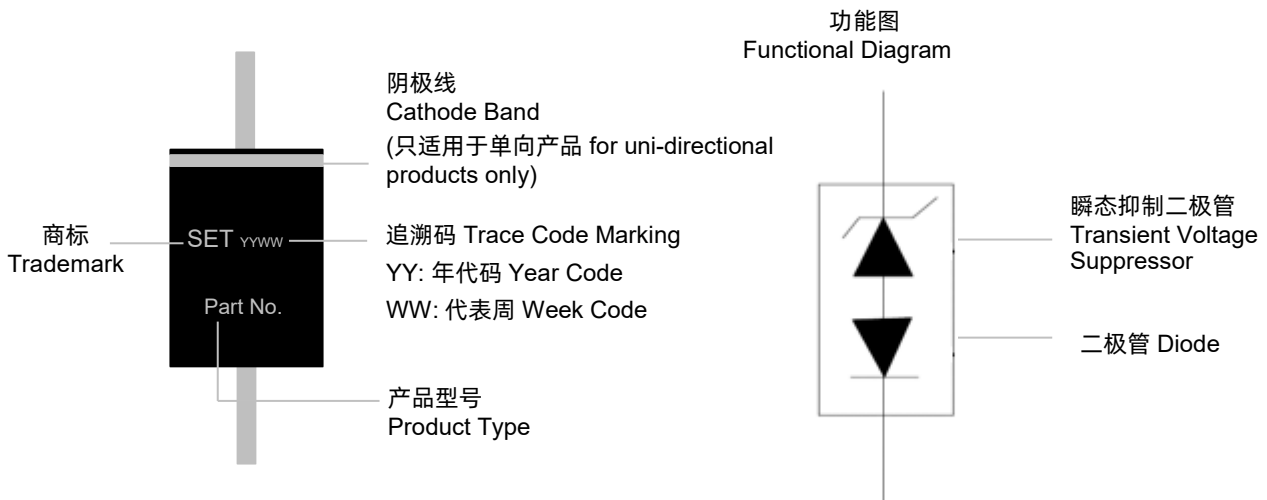
注释 Note

- 参照图4非重复性脉冲电流波形, 初始结温 $25\text{ }^\circ\text{C}$ 以图3所示曲线降额(环境温度 $T_A=25\text{ }^\circ\text{C}$)。
Non-repetitive current pulse, per Fig. 4 and derated above $T_J(\text{initial})=25\text{ }^\circ\text{C}$ per Fig. 3.

型号规则 Part Numbering System



标记 Marking



术语 Glossary

项目 Item	描述 Description
V_C	箝位电压 Clamping Voltage TVS在低差阻区域内的电压，用于限制设备两端的电压。 Voltage across TVS in a region of low differential resistance that serves to limit the voltage across the device terminals.
V_R	反向关断电压 Reverse Stand-off Voltage TVS 在没有导通状态下最高电压。 Maximum voltage that can be applied to the TVS without operation. 注：也用 V_{WM} （最高直流工作电压）表示，也称为截止电压(V_{so})。 NOTE : It is also shown as V_{WM} (maximum working voltage (maximum d.c. voltage)) and known as rated stand-off voltage (V_{so}).
I_R	反向漏电流 Reverse Leakage Current 量测 V_R 的电流。 Current measured at V_R . 注：也用 I_D 待机电流表示。 NOTE : Also shown as I_D for stand-by current.
V_{BR}	击穿电压 Breakdown Voltage 在击穿区以指定电流 I_T (测试电流)通过TVS的电压。 Voltage across TVS at a specified current I_T (test current) in the breakdown region.
I_{PPM}	额定随机重复峰值脉冲电流 Rated Random Recurring Peak Impulse Current 施加在设备上的随机重复峰值脉冲电流的最大额定值。 Maximum-rated value of random recurring peak impulse current that may be applied to a device.
$P_{M(AV)}$	额定平均功率 Rated Average Power Dissipation 所有电源(包括瞬态电流和待机电流)在短时间内平均产生的最大额定功耗。 Maximum-rated value of power dissipation resulting from all sources, including transients and standby current, averaged over a short period of time.
P_{PPM}	额定随机重复峰值脉冲功率 Rated Random Recurring Peak Impulse Power Dissipation 额定随机重复峰值脉冲电流(I_{PPM}) 和规定的最大箝位电压(V_C)乘积的最大额定值。 Maximum-rated value of the product of rated random recurring peak impulse current (I_{PPM}) multiplies by specified maximum clamping voltage (V_C).
C_J	电容 Capacitance 在规定的频率和电压下所测量的TVS电容。 Capacitance across the TVS measured at a specified frequencyx and voltage.

—(GB-T 18802.321 / IEC 61643-321 / JESD210A)

项目 Item	描述 Description
V_{FS}	<p>正向浪涌峰值电压 Peak Forward Surge Voltage</p> <p>在指定的正向浪涌电流(I_{FS})和持续时间下, 通过TVS的峰值电压。 Peak voltage across TVS for a specified forward surge current (I_{FS}) and time duration. 注: 也用V_F表示。 NOTE : Also shown as V_F.</p>
I_{FS}	<p>正向浪涌电流 Forward Surge Current</p> <p>在正向导通区域通过TVS的脉冲电流。 Pulsed current through TVS in the forward conducting region. 注: 也用I_F表示。 NOTE : Also shown as I_F.</p>
$\alpha_{V(BR)}$	<p>击穿电压温度系数 Temperature Coefficient of Breakdown Voltage</p> <p>击穿电压的变化与温度变化的比值。 The change of breakdown voltage divided by the change of temperature.</p>
I_{PP}	<p>峰值脉冲电流 Peak pulse Current</p> <p>施加在TVS上的峰值脉冲电流, 以确定箝位电压V_C的特定波形。 Peak pulse current value applied across the TVS to determine the clamping voltage V_C for a specified wave shape.</p>
I_T	<p>脉冲直流测试电流 Pulsed D.C. Test Current</p> <p>测量击穿电压V_{BR}的测试电流。该电流值由制造商确定, 通常以脉冲持续时间小于40 ms的毫安级电流给出。 Test current for measurement of the breakdown voltage V_{BR}. This is defined by the manufacturer and usually given in milliamperes with a pulse duration of less than 40 ms. 注: 也用I_{BR}表示。 NOTE : Also shown as I_{BR}.</p>

—(GB-T 18802.321 / IEC 61643-321 / JESD210A)

瞬态抑制二极管 TVS Diodes

Transient Voltage Suppression Diodes

SAC Series

电气特性 (除另有注释, 默认 $T_A=25^\circ\text{C}$)Electrical Characteristics ($T_A = 25^\circ\text{C}$ unless otherwise noted) Table 1

型号 Part Number	击穿电压 Breakdown Voltage $V_{BR@I_T}$	反向关断 电压 Reverse Stand-off Voltage V_R	最大反向 漏电流 Max. Reverse Leakage $I_R@V_R$	最大峰值 脉冲电流 Max. Peak Pulse Current I_{PPM}	最大箝位电压 Max. Clamping Voltage at $V_C@I_{PPM}=5.0A$	最大结电容 Max. Junction Capacitance @0 Volts	反向阻断 电压 Working Inverse Blocking Voltage V_{WIB}	反向阻塞 漏电流 Inverse Blocking Leakage Current at IIB @ V_{WIB}	峰值反向 阻断电压 Peak Inverse Blocking Voltage V_{PIB}
	Min								
Uni	(V)	(V)	(μA)	(A)	(V)	(pF)	(V)	(mA)	(V)
SAC5.0	7.60	5.0	300	44.0	10.0	50	75	1.0	100
SAC6.0	7.90	6.0	300	41.0	11.2	50	75	1.0	100
SAC7.0	8.33	7.0	300	38.0	12.6	50	75	1.0	100
SAC8.0	8.89	8.0	100	36.0	13.4	50	75	1.0	100
SAC8.5	9.44	8.5	50	34.0	14.0	50	75	1.0	100
SAC10	11.10	10.0	5	29.0	16.3	50	75	1.0	100
SAC12	13.30	12.0	1	25.0	19.0	50	75	1.0	100
SAC15	16.70	15.0	1	20.0	23.6	50	75	1.0	100
SAC18	20.00	18.0	1	15.0	28.8	50	75	1.0	100
SAC22	24.40	22.0	1	14.0	35.4	50	75	1.0	100
SAC26	28.90	26.0	1	11.1	42.3	50	75	1.0	100
SAC30	33.30	30.0	1	10.0	48.6	50	75	1.0	100
SAC36	40.00	36.0	1	8.6	60.0	50	75	1.0	100
SAC45	50.00	45.0	1	6.8	77.0	50	150	1.0	200
SAC50	55.50	50.0	1	5.8	88.0	50	150	1.0	200

参考性能曲线 (除有另外注释, 默认 $T_A=25^\circ\text{C}$)

Performance Curve for Reference ($T_A=25^\circ\text{C}$ unless otherwise noted)

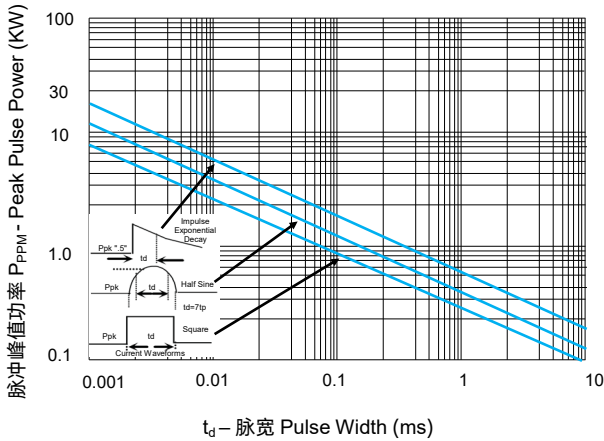


FIGURE 1 峰值脉冲功率额定曲线
Peak Pulse Power Rating Curve

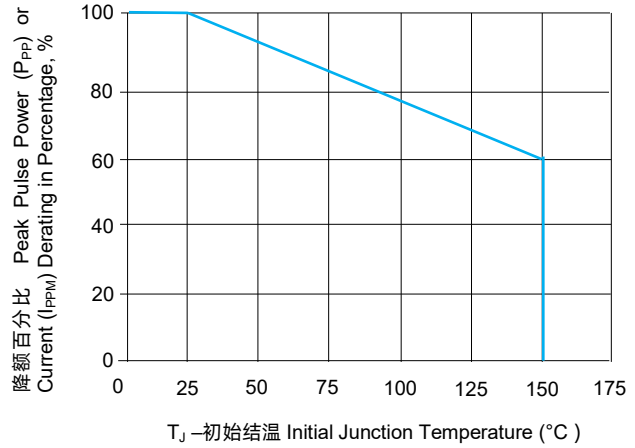


FIGURE 2 峰值脉冲功率降额曲线
Peak Pulse Power Derating Curve

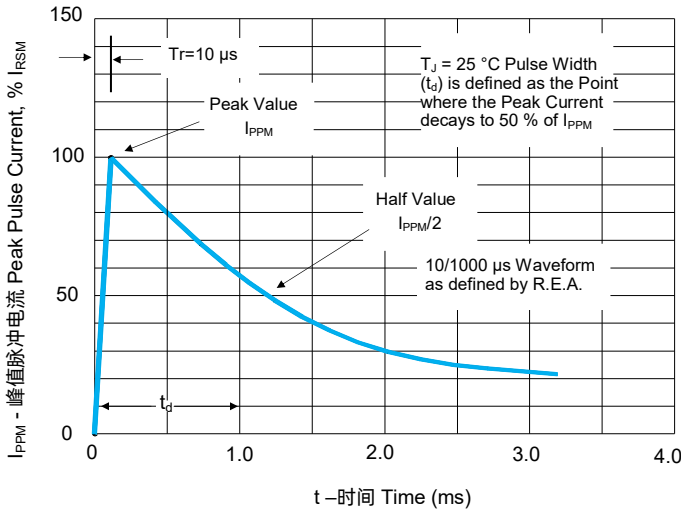
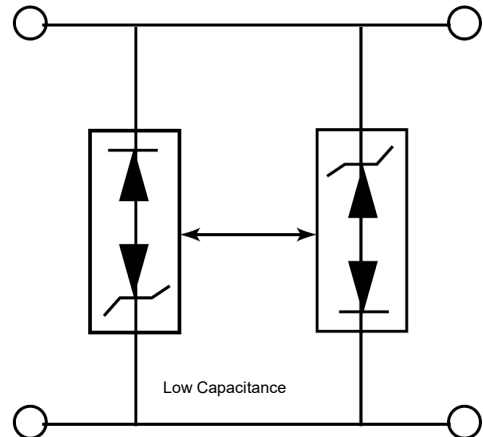


FIGURE 3 脉冲波形 Pulse Waveform



Application Note: Device must be used with two units in parallel, opposite in polarity as shown on circuit for AC signal line protection.

FIGURE 4 交流线路保护应用
AC Line Protection Application

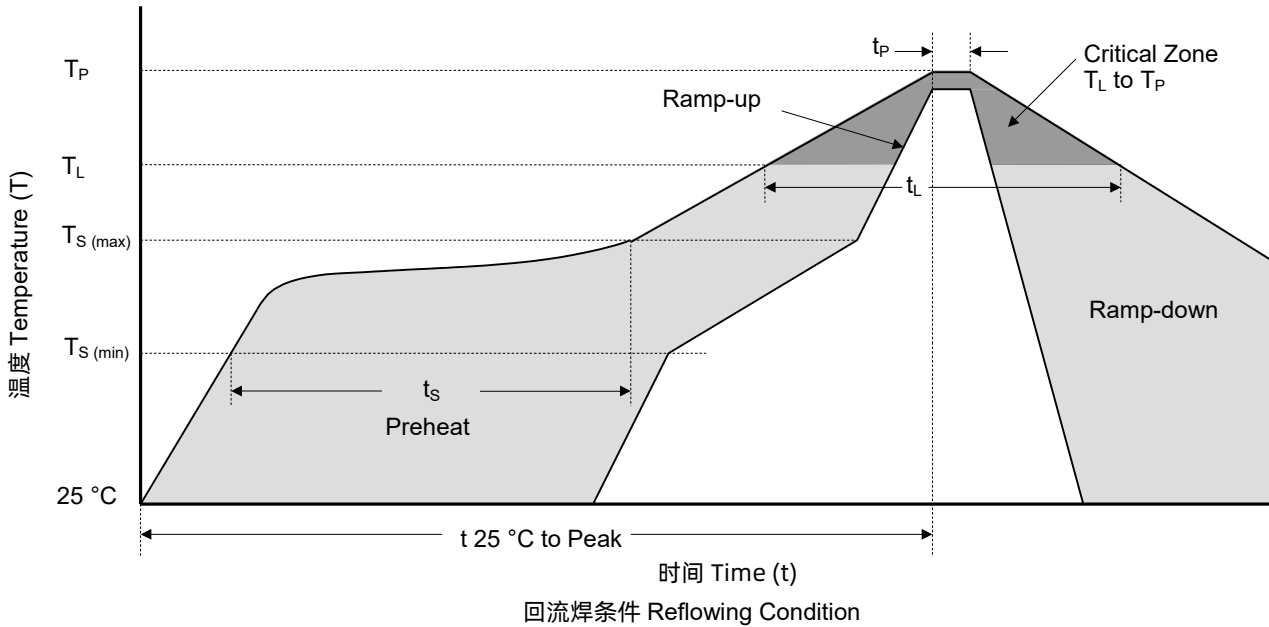
环境特性 Environmental Specifications

物理特性 Physical Specifications

高温存储 High Temp. Storage	JESD22-A103
高温反偏 HTRB	JESD22-A108
温度循环 Temperature Cycling	JESD22-A104
高温高湿反偏 H3TRB	JESD22-A101
RSH	JESD22-B106

重量 Weight	0.015 oz., 0.4 g
封装 Case	JEDEC DO-204AC (DO-15) molded plastic body over passivated junction.
极性 Polarity	Color band denotes the cathode except Bipolar.
端子 Terminal	Matte Tin axial leads, solderable per JESD22-B102.

Soldering Parameters



回流焊条件 Reflowing Condition

回流焊接参数 Reflow Soldering Parameters		无铅组装 Lead-Free Assembly
预热 Pre-heat	最低温(T _{S(min)}) Temperature Min (T _{S(min)})	150 °C
	最高温(T _{S(max)}) Temperature Max (T _{S(max)})	200 °C
	升温时长(t _s) Time (min to max) (t _s)	60 ~ 120 seconds
平均升温速率(液相温度(T _L)至峰值温度(T _P)) Average Ramp-up Rate (Liquidus Temp (T _L) to Peak Temp (T _P))		3 °C / second max.
T _{S(max)} 到 T _L 升温速率 T _{S(max)} to T _L Ramp-up Rate		3 °C / second max.
回流 Reflow	温度 Temperature (T _L) (Liquidus)	217 °C
	时长 Time (min to max) (t _L)	60 ~ 150 seconds
峰值温度 Peak Temperature (T _P)		260 ^{+0/-5} °C
实际峰值温度 (t _p) 5 °C 以内的时间 Time of within 5 °C of Actual Peak Temperature (t _p)		20 ~ 40 seconds
降温速率 Ramp-down Rate		6 °C / second max.
25 °C 至峰值温度时长 Time from 25 °C to Peak Temperature		8 Minutes max.
极限温度 Do Not Exceed		260 °C

波峰焊(浸焊) Flow/Wave Soldering (Solder Dipping)

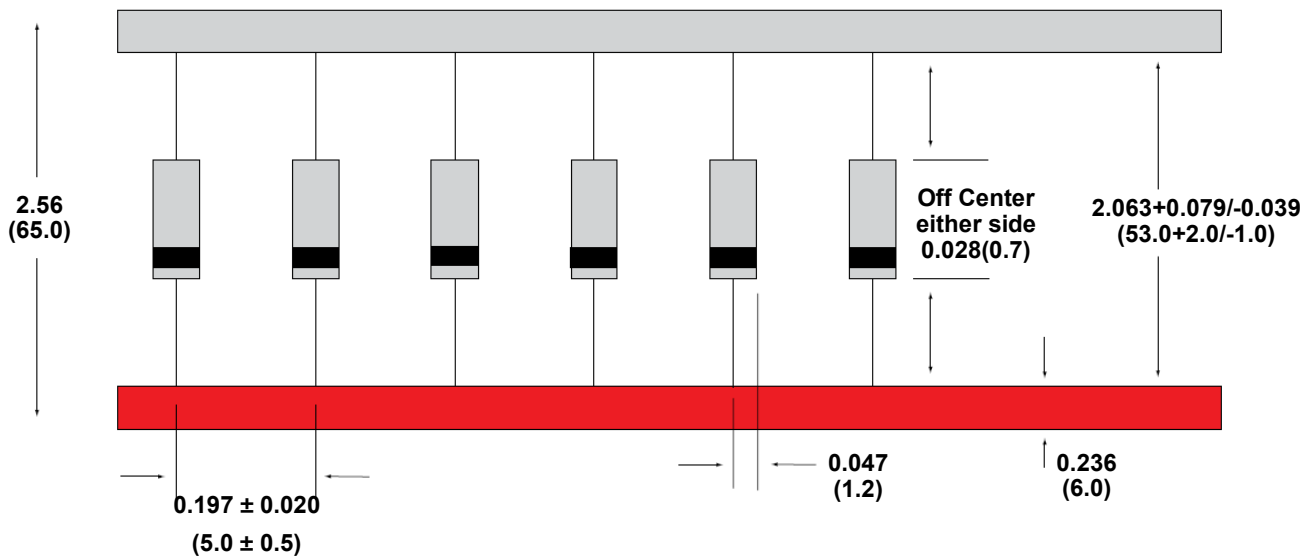
峰值温度 Peak Temperature	260 °C+0 /- 5 °C
浸焊时间 Dipping Time	10 seconds
焊接次数 Soldering Number	1 time

瞬态抑制二极管 TVS Diodes

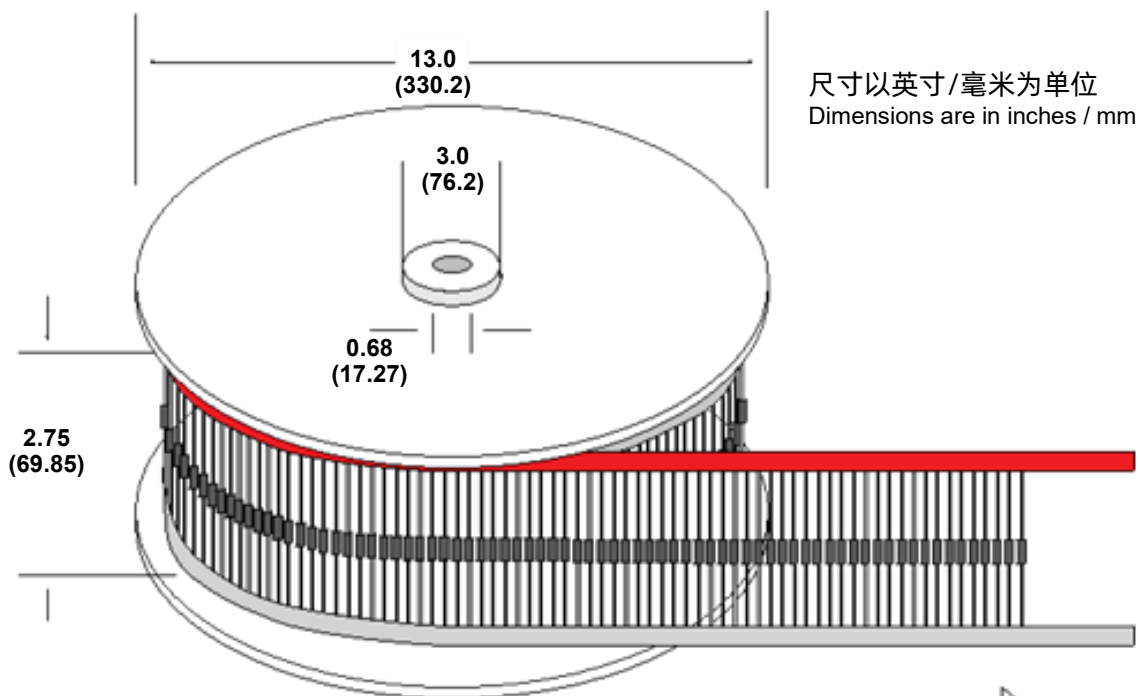
Transient Voltage Suppression Diodes

SAC Series

包装信息 Packaging Information



包装信息 Packaging Information



Recess Depth Max. 0.75 (19.05)

Direction of Feed

型号 Part Number	封装 Package	数量 QTY' s (Reel)	包装选项 Packaging Option	包装规格 Packaging Specification
SACxxxXX	DO-204AC	4000 PCS	Tape & Reel	EIA STD RS-296
SACxxxXX-TB	DO-204AC	3000 PCS	TB	/
SACxxxXX-B	DO-204AC	1000 PCS	Bulk	SETsafe SETfuse Spec



注意

ATTENTION

使用方法 Usage

1. 请在规定的温度范围内使用TVS。
TVS must be operated in the specified ambient temp.
2. 请勿使用强极性溶剂清洗TVS以免破坏封装层。
Do not clean the TVS with strong polar solvent such as ketone, esters, benzene and halogenated hydrocarbon, to avoid damaging the encapsulating layer.
3. 请勿对TVS施加剧烈的振动，冲击或压力，以避免元件开裂。
Please do not apply severe vibration, shock or pressure to TVS, to avoid element cracking.

更换 Replacement

1. 若TVS出现可视化损伤，请将其更换。
If TVS is visually damaged, please replace it.
2. TVS为非修理型产品，安全起见，请更换同等规格的TVS。
TVS is a non-repairable product. For safety sake, please use equivalent TVS for replacement.

存储 Storage

1. 存储温度范围。
Storage Temp. Range: (-55 to 150) °C.
2. 请勿将TVS存放于高温高湿或腐蚀性气体环境中，已避免影响引脚的焊接性能，请于收货后一年内进行使用。
Do not store the TVS at the high temp., high humidity or corrosive gas environment, to avoid influencing the solder-ability of the lead wires. The product shall be used up within 1 year after receiving the goods.

环境条件 Environmental Conditions

1. 请勿暴露于室外阳光直射环境。
TVS should not be exposed to the open air, nor direct sunshine.
2. 请避免雨水，水汽等高温高湿环境。
TVS should avoid rain, water vapor or other condition of high temp. and high humidity.
3. 请避免沙尘，盐雾等有害环境。
TVS should avoid sand dust, salt mist, or other harmful gases.

TVS最大典型结电容 Max. Typical Capacitance of TVS

高频线路应用中请参照规格书中所给出的典型电容曲线。

The typical capacitance of TVS is listed in the specifications. Designers may refer to it when designing TVS in high frequency circuit.

安装机械应力 Installation Mechanical Stress

1. 安装TVS时请避免敲击，防止物理损伤。
Do not knock TVS when installing, to avoid mechanical damage.
2. 请不要对 TVS 施加剧烈的振动、冲击或压力，以免表面树脂或元件破裂。
Please do not apply severe vibration, shock or pressure to TVS, to avoid surface resin or element cracking.